

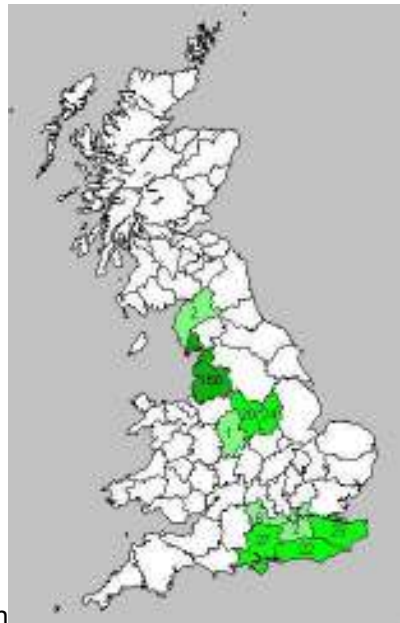
Distribution of the Name

Distribution in England and Wales between 1600 and 1800

Between 1600 and 1650, when baptism registers would have been maintained in all the ancient parishes, the name was centred in western Sussex (62 baptisms), with 22 being recorded for the Lancashire Sandhams.



1600 distribution

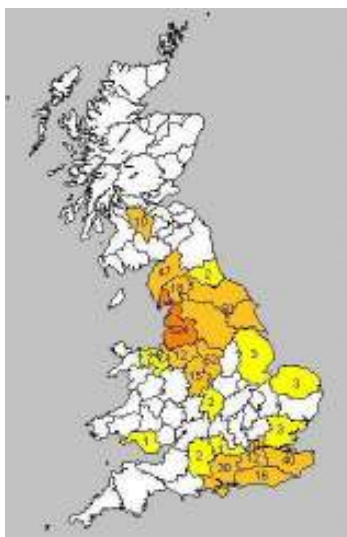


1750 distribution

These proportions stayed constant until 1700, after which Sussex baptisms slowly declined in numbers, whilst those in Lancashire doubled every 50 years; until, between 1850 and 1900, 923 births were recorded in Lancashire and only 20 in Sussex

Geographic Distribution in mainland Britain in 1881

The 1881 British census is the only one for which a country-wide index of individual names presently exists, and it therefore provides a uniquely complete record of the distribution of the name.



1881 distribution

The table below, when adjusted for likely duplicated census entries shows a total of 906 individuals having the surname on the date of the census - Sunday 5th April 1881.

The census as indexed includes the whole of mainland Britain, and its off-lying islands, with the exception of Ireland.

There is seen to be a striking difference in the Lancashire versus Sussex distribution as compared with the distribution in 1560/1600.

County	Sandham	Sandam	Sandom	Sandem	Sandum	Total	%
Berkshire	1					1	
Cheshire	12					12	1
Cumberland	43	4				47	5
Denbighshire	7					7	1
Derbyshire	35	15				50	6
Durham	2					2	
Essex			3			3	
Flintshire	6					6	1
Glamorganshire	1					1	
Hampshire	2	1	26			29	3
Kent	6		33		1	40	4
Lanarkshire	10					10	1
Lancashire	508		2			510	57
Lincolnshire	2		1			3	
London	32	8	15			55	6
Middlesex			12	1		13	1
Norfolk	1		2			3	
Staffordshire	15					15	2
Surrey	11		1			12	1
Sussex	15					15	2
Warwickshire	2					2	
Westmoreland	18					18	2
Wiltshire			2			2	
Yorkshire	39	4	6			49	5
Royal Navy	1					1	
Total	769	32	103	1	1	906	
%	85	4	11				

The dominant spelling (85%) is "SANDHAM", this being most prevalent in Lancashire; and with significant groups also existing in Cumberland, Yorkshire, Derbyshire and London. The name "SANDOM" (11% of the total) occurs mainly in Kent and Hampshire, with groups also in London and Middlesex.

Age Distribution

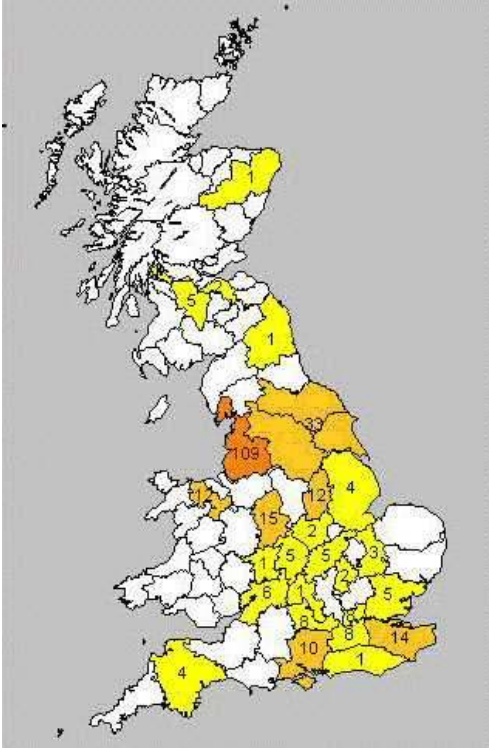
A study of the age of the individuals shows a fairly even reduction in numbers by age, with only a steeper mortality rate inferred during the first twenty years of life and in the 60s. Only a minority (2%) were above 65 years of age.

Employment

Those under school age and 'scholars' amounted to 37% of the total, and a further 20% were at home, with no specific employment declared. Thus the number employed was some 400, 43% of the total. Of these, 17% were working in the Lancashire cotton industry (this figure being a quarter of the total number of Sandhams employed in Lancashire). Only one person was in the woollen industry. 15% of the total employed were in domestic service whilst agriculture, mainly agricultural labouring, was the occupation of 16%. Mining in the North of England (iron, coal and stone) accounted for 6%. Tailoring/dressmaking was the occupation of 7%, the construction industry of 4% and shoemaking of 1%. The remainder: (32%), were in varied individual occupations not susceptible to simple categorisation.

Distribution in mainland Britain in 1976

The British telephone directories provide a means of plotting the number of households having telephones, and therefore give an indication of the distribution of the name in recent years. A study of the directories for the year 1976 showed the Sandham name to be even more dominated by residence in Lancashire (with 109 entries) whilst Sussex was down to only one entry.



Worldwide Distribution of the Name

The following list shows the name to have followed the expansion of British influence, and therefore, apart from dubious comparisons with similarly spelt names in Scandinavia, to have been solely from British emigration.

country	number-of-births/ baptisms recorded-to-date	earliest record to date
USA	141	1816
Meerut	2	1822
Canada	195	1834
Corfu	3	1834
Malta	9	1878
Gibraltar	2	1883
New-Zealand	22	1887
Australia	18	1927
Germany	4	1977
South-Africa	0	?